



The Perfect partner for your **B&D Storm-Shield** wind rated sectional garage doors

Partner your B&D Storm-Shield™ wind rated sectional garage door with one of the B&D Controll-A-Door® openers and you will have one of the quietest automatic doors available.




B&D Controll-A-Door®

Our Controll-A-Door® range builds on our rich heritage by combining smooth and reliable operation with a range of features that help protect your family and belongings.



All Controll-A-Door® openers include:
2 x Tri-Tran+™ Premium Remote Controls
and Wall Mount Remote Control

Optional Accessories



Entry Keypad

Allows entry to the garage without a transmitter.



Wireless Safety Beams

If you have young children or pets, safety beams provide added safety and security. If the beam is broken while the door is closing, it will automatically stop and reverse.



Rechargeable Battery Back Up

If power supply to the opener is broken, the door will still be operational with the rechargeable battery back up.

For more details on this product or our other ranges, call **13 62 63** or visit www.bnd.com.au

Each B&D door is custom-built to fit your garage perfectly. For details on installation clearance you can download the installation guide from www.bnd.com.au or speak to your B&D representative.

¹ The process of roll forming sheet steel may cause irregularities in flat panel surfaces. Woodgrain texture improves the door aesthetics. Smooth texture not available for all sizes.

a) B&D Storm-Shield® wind rated sectional garage doors, in residential applications, are covered by a 3 year warranty, conditional on correct care guidelines, as recommended in the B&D Owner's Handbook. Full details of the warranty are available from www.bnd.com.au. 3 year warranty only applies to doors purchased and installed in Australia or New Zealand. Warranty only valid if warranty conditions are met.

b) For areas within one kilometre of a corrosive environment eg. salt air or industrial fallout, special care and maintenance are generally required for metal products. Consult B&D or your B&D Accredited Dealer for advice.

c) The company reserves the right to make changes or improvements to the products or accessories without notice and without incurring any obligation to make similar changes or improvements to goods previously ordered. Specifications subject to change without notice.

d) B&D strongly recommend the use of Woodgrain finish on all steel sectional doors above 4900mm in width. The Smooth finish when used in conjunction with darker colours may produce irregularities in the panel finish. Please consult B&D Doors or an Accredited dealer for more information.

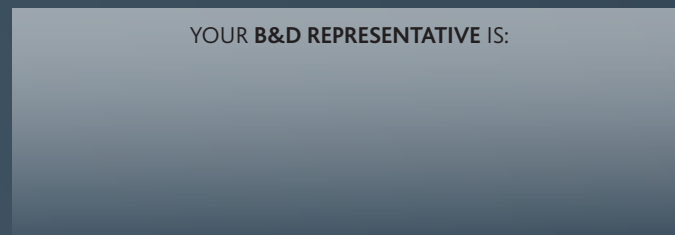
e) COLORBOND®, BlueScope and ® colour names are registered trade marks of BlueScope Steel Limited.™ colour names are trade marks of BlueScope Steel Limited.

f) While BlueScope Steel Limited is our preferred supplier, steel products from other sources may also be used.

g) Details correct at date of publication.

As with all types of garage doors, for optimal trouble free performance and safety, we recommend you have your door serviced annually.

YOUR B&D REPRESENTATIVE IS:



International Customers call **+61 2 9722 5555**
fax **+61 2 9771 6385** or email bndint@bnd.com.au



B&D Doors & Openers is a division of B&D Australia Pty Ltd, ABN 25 010 473 971 © 2015 B&D Australia
Dulux Australia is a registered trademarks of Dulux Group Australia Pty Ltd. ABN: 67 000 049 427.



B&D Storm-Shield™ in COLORBOND® Surfmist



WHY **B&D Storm-Shield**?

- Certified for use in cyclone affected Region C
- No manual intervention – Brace Free design
- Patent pending Tracklock™ design for ultimate strength
- Independently tested & certified
- Added protection for your home

B&D – High wind protection for your home & family



B&D – the name Australia knows & trusts

With over 50 years of industry experience, B&D Garage Doors & Openers have a wide range of wind-resistant garage doors fully tested and certified to meet current Australian Standards.

Designed specifically for use in cyclone affected regions, the B&D Storm-Shield™ wind rated sectional garage door is developed and independently tested to comply to AS/NZS 4505:2012 for Region C in Australia.

B&D Storm-Shield™ wind rated sectional garage door provides strength, security and brace free protection, ensuring it resists blow in and blow out wind pressures in the event of a high wind / cyclone / storm.



The B&D Storm-Shield™ Difference



Inside view of the B&D Storm-Shield™ wind rated sectional garage door



1. Reliable Self-Locking System

Designed and tested in Australia, the innovative Tracklock™ System (patent pending), consists of self-locking Tracklock™ Guides and Tracklock™ Clips that engages during a high wind / cyclone / storm event.


Some of the key features of this unique system are:

- High tensile galvanised steel, with a unique profile designed to enhance engagement of the door
- Mounted clips on every panel provide additional strength and enhance the appearance of the door by covering exposed tracks



2. Brace Free Design

- Provides peace of mind knowing that your garage door is always storm-ready
- Brace free design means no additional bracing or manual intervention required after receiving a cyclone or high wind warning
- Brace free design allows B&D Storm-Shield™ to be operational and can provide protection in the unlikely event of a high wind, cyclone or a storm



3. Trusted B&D Durability

Quality door with springs that exceed Australian standards for garage doors, stainless steel cables & factory fitted hinging system that require minimal door maintenance.

B&D Storm-Shield™ wind rated sectional garage door is backed by B&D's 3 year warranty for your peace of mind.



4. Pinchfree™ Design

Pinchfree™ finger safe panel design on both sides of the door, protecting you and your loved ones from injury.

MAX. DOOR HEIGHT (mm)	MAX. DOOR WIDTH (mm)	WIND REGION	TERRAIN CATEGORY	ULTIMATE DESIGN WIND PRESSURE (AS/NZS 1170.2:2011)	WIND CLASSIFICATION (AS 4055:2012)
2850mm high	5500mm wide	Region C	2	Door Width <4m Inward: 2.92kPa / Outward: -3.37kPa Door Width ≥4m Inward: 2.92kPa / Outward: -3.04kPa	Up to C2

B&D Design and Colour Selection



NULLARBOR (WOODGRAIN & SMOOTH)

Nullarbor is a superior flat panel design that creates an attractive clean appearance. Its distinctive minimalist look and strong sharp lines complement the most modern architecture.



SEVILLE (WOODGRAIN & SMOOTH)

Seville™ has fine horizontal ribs across each panel, to provide a slatted look. A very subdued, contemporary appearance for the modern home.



MADRID (WOODGRAIN & SMOOTH)

Taking the Seville a step further, the Madrid™ is sleek, modern and contemporary in design.



TURINO (WOODGRAIN & SMOOTH)

Turino™ has five ribs across each panel, giving a shiplap board effect. Spacing between ribs is fixed on the inside, and varied on the outside.



STATESMAN (WOODGRAIN & SMOOTH)

The elegant Statesman™ raised pattern design adds a stylish finish to the door that will enhance the appearance of your home.



FEDERATION (WOODGRAIN & SMOOTH)

For homes with a traditional feel, the Federation style adds another embellishment to the raised pattern of the popular Statesman design.



GRANGE (WOODGRAIN & SMOOTH)

The Grange™ door has an attractive wide raised pattern design, for an elegant, uncluttered finish.

Luxe™ DESIGN Create that visually stunning statement, with the shimmering effects cleverly designed to subtly change in appearance as light conditions alter throughout the day.



B&D Storm-Shield™ in Knotwood™ Walnut

Colorbond® Select from our wide range of COLORBOND® steel to match the colour scheme for your home. Specially designed and tested to withstand the harsh Australian climate.

KNOTWOOD™ High quality wood grain finish. Ideal solution to match the finish of your exterior fittings and outdoor furniture.

Timber Coat™ Quality hard-wearing, acrylic resin finish, specially developed to provide the natural look of timber.

Refer to the B&D Colour Chart for the full colour range available.

