



PREMIUM COLLECTION

Design-A-Door®



A garage door can take up to 40% of a home's frontage. With a B&D Design-A-Door®, you design the door to complement the look you are after.

Transform the look of your home with an extensive range of insert options, finishes & slats. Design-A-Door also come with a range of ventilation options, making them ideal for multi-residential applications.

MATCH YOUR HOMES FACADE
LIGHTWEIGHT ALUMINIUM FRAME
STYLISH & MODERN
SMOOTH & QUIET
BOTTOM WEATHERSEAL
GREAT FOR MULTI-RESIDENTIAL



Doors & Openers®

THERE'S SO MUCH MORE BEHIND A B&D DOOR

Call **13 62 63** or visit www.bnd.com.au for further information

*For full warranty conditions see back page.



Design-A-Door®



THE PERFECT WAY TO ACCESSORISE YOUR HOME

It is now possible to ensure that your home reflects the latest design trends with the B&D Design-A-Door. The Design-A-Door is an innovative, sectional overhead garage door which can be tailored to suit your home with its unique design capabilities.

The durable aluminium frame of the Design-A-Door holds different styles of panel inserts and slats, manufactured from a range of stylish materials including acrylic, steel, fibreglass and aluminium. These inserts can be powder coated in a large range of colours or available in our standard COLORBOND® range, including Timbagrain™.

The frame itself can be installed with a clear anodised aluminium finish, or in a choice of over 100 powder coat finishes – enough to complement any home.

- Quality Aluminium frame
- Large range of insert options including COLORBOND® steel
- Operates like a standard sectional garage
- Low maintenance timber look inserts & slats
- Slatted doors now available to match facades, gates & fences



THERE'S SO MUCH MORE BEHIND A DOOR



THANKS TO DESIGN-A-DOOR'S UNLIMITED RANGE OF INSERT AND COLOUR COMBINATIONS.



IT'S EASY WITH A RANGE OF INSERT OPTIONS.



DESIGN-A-DOOR'S UNIQUE EXTRUSIONS MEAN NO UNSIGHTLY ADDITIONAL REINFORCING.

AESTHETICS

Time and care are put into the design and assembly of every Design-A-Door, to ensure the perfect finish. To enhance the look, your door includes:

- Frame manufactured from industrial strength aluminium and available in an extensive powder coating colour selection, to complement your home's colour scheme.
- A range of insert options allowing you to design the door that suits the look you're after.
- Custom panel sizes and evenly spaced insert openings ensuring the door fits your home perfectly.
- A range of sizes to fit your application from height 1370mm to 3420mm, width 1800mm to 6600mm.

SMOOTH, QUIET, EASY OPERATION

Design-A-Door has been engineered to deliver smooth, quiet operation for years to come.

- Nylon wheels with ball bearings ensure operation noise is kept to a minimum
- Custom springing, providing both superior balance and performance.

WEATHER PROTECTION

Today's garage is used to store many different valuable objects, and in some cases is used as another room, so weather protection is crucial. The Design-A-Door features:

- Soft, pliable bottom weatherseal to help stop leaves and rain coming in under the door.
- Stainless steel lifting cables resist corrosion.
- Anodised aluminium frame.


STRENGTH AND DURABILITY

Having a unique garage door shouldn't be a chore. Your Design-A-Door requires minimal maintenance*, thanks to features such as:

- Springs designed to exceed the Australian Standard for garage doors – 20,000 cycles, giving your door greater durability and a longer life.
- Specially designed, reinforced extrusions for wide doors – all panels reinforced for door widths of 3800mm and over.

WARRANTY

12 month warranty for complete door and parts in domestic and industrial / commercial applications, surface (excludes salt corrosion).²



Lightweight, industrial strength aluminium frame



Change the look of your door whenever you want.

**As with all types of garage doors, for optimal trouble free performance and safety, we recommend you have your door serviced annually.*

P R E M I U M C O L L E C T I O N

Insert Options



Acrylic
(Available in Clear, Smoke & Opaque)



Colorbond® Flat
(Also available in Woodgrain texture)



Colorbond® Ribbed
(Also available in Woodgrain texture)



Alumpanel



Checkerplate



Mini Corrugate



Airpanel



Alumpanel plus Air

Slatted Doors



MATCH YOUR HOMES
MODERN FACADE WITH A
SLATTED GARAGE DOOR.

B&D now has a range of slatted doors to suit your homes façade, fence or gate design. Made from durable aluminium, these slats can be powder coated in a large range of Dulux colours and are also available in 8 unique timber look colours.

B&D Slatted doors can be supplied with or without a backing to add further character to your doors design.

Backings are available in COLORBOND® steel, or Acrylic for a slightly transparent finish.

COLORBOND® backings available in the standard COLORBOND® range. Acrylic inserts available in Clear, Opaque or Smoked.



Timber Look




Powder Coat



B&D 4 Button Transmitter



Controll-A-Door P Diamond WQ - Whisper Quiet



B&D have a range of accessories to increase the functionality of your B&D door or opener. Call us on 13 62 63 or visit www.bnd.com.au for the complete range of B&D products and accessories.


ENJOY THE CONVENIENCE

For easier operation of your Design-A-Door, add a B&D Controll-A-Door automatic garage door opener. Designed to perfectly suit your door, the Controll-A-Door provides:

- Convenience – one push of the remote button and you drive straight into your garage.
- Tri-Tran™ technology – for greater reliability and minimal interference. When you push your transmitter button, you can trust your door will open.
- Comfort – no more lifting heavy doors.
- Value – adds value to your home.
- Safety – forget getting out of the car on those dark or rainy nights. The courtesy light also allows you to see inside the garage.
- Security – protection for yourself and your property with a positively locked garage door.
- Low standby wattage – saving you money on your power bill, and reducing greenhouse gas emissions.

SLATTED TIMBER LOOK COLOURS

Our slatted doors come in 8 unique timber look colours.



YOUR **B&D REPRESENTATIVE** IS:

International Customers call +61 2 9722 5555
fax +61 2 9771 6385 or email bndint@bnd.com.au

B&D Doors has offices servicing all states.
For more details on this product or our other ranges,
call 13 62 63 or visit www.bnd.com.au

- 1 Because Western Red Cedar inserts are manufactured from real timber, colour variations will occur across the insert. Every effort will be made to match colour as closely as possible, but some variation may still occur.
- 2 All inserts must be changed or installed by an approved B&D door installer or warranty will be voided.
 - a) Design-A-Door doors, in domestic and industrial/commercial applications, are covered by a 12 month warranty, conditional on proper care, as recommended in the door's handbook. Full details of the warranty are available from www.bnd.com.au. 12 month warranty only applies to doors purchased and installed in Australia or New Zealand. Warranty only valid if warranty conditions are met.
 - b) For areas within one kilometre of a corrosive environment eg. salt air or industrial fallout, special care and maintenance are generally required for metal products. Consult B&D or your B&D Accredited Dealer for advice.
 - c) The company reserves the right to make changes or improvements to the products or accessories without notice and without incurring any obligation to make similar changes or improvements to goods previously ordered. Specifications subject to change without notice.
 - d) Prefixed Trademarks are trademarks of B&D Australia Pty Ltd.
 - e) B&D products have many patents and registered designs applicable.
 - f) Details correct at date of publication.



Doors & Openers®

THERE'S SO MUCH MORE BEHIND A B&D DOOR